




LE155H

ORDINARY LOCATION - HANGING MOUNT

Industrial • Booth Lighting • Task Lighting • Commercial & Institutional Facilities

The LE155H is designed and listed for ordinary locations where vertical lighting is required. This product is ideal for task, and paint booth (behind the glass) applications. Compact design with amiable LED's allow for focusing the light to illuminate the task.

The Hanging Mount option utilizes a frame that can house up to 4 light bar modules. Utilizing an easy mount system, the mounting adapter is attached to the structure and the frame has tabs that allow the fixture to be easily hung on the adapters for quick installation. Each individual Light Bar Module can be positioned for optimal illumination.



4 Ft., 4 Row Shown



1 SERIES	2 SOURCE*	3 VOLTAGE	4 DIMMING*	5 CCT	6 LENS	7 LENGTH	8 ROWS
LE155H	S: Standard H: High *See Performance Table	V1: 120-277VAC (50/60Hz)	Blank: None D1: 0-10V (See Table A) D2: DALI (See Table B) *Cabling Ordered Separately	3: 3,000K 4: 4,000K 5: 5,000K	C: Clear D: Diffused	2: 2 Ft. 4: 4 Ft. 6: 6 Ft. 8: 8 Ft.	1: 1 Row 2: 2 Row 3: 3 Row* 4: 4 Row* *Not available in 8ft. length
9 THROUGH-FEED (TF)		10 POWER CORD*			11 OPTIONS		
Blank*: No Through-Feed Wiring TF!: Through-Feed Wiring *Power cable required to begin TF series. Connectors and cabling sold separately. See power/cabling info. Note: Quantity of power cords is determined by through-feed.		Blank: No cord. Field wiring required. CP0: Cord 5.5 Ft. / Plug: None CP1: Cord 6 Ft. / Plug: NEMA L5-15P CP2: Cord 6 Ft. / Plug: NEMA L7-15P CP3: Cord 6 Ft. / Plug: NEMA 5-15P * DALI (D2) dimming requires power cables ordered separately			EM: Battery/Driver Backup (90Min.) UL924 SP: 10Kv Surge Protector WC: Wireless Control OC: Occupancy Sensor		

CERTIFICATIONS

UL 1598 / CSA 22.2 No.250.0 (Ordinary)
Lumen Maintenance (L70): >60,000 hrs. (reported)
CRI >80
-40°C to 40°C Ambient Rating

CONSTRUCTION

20 Gauge steel and aluminum housing
Powder coat black finish
Polycarbonate lens
Clear or Diffused impact resistant lens
Weights: See dimensions table

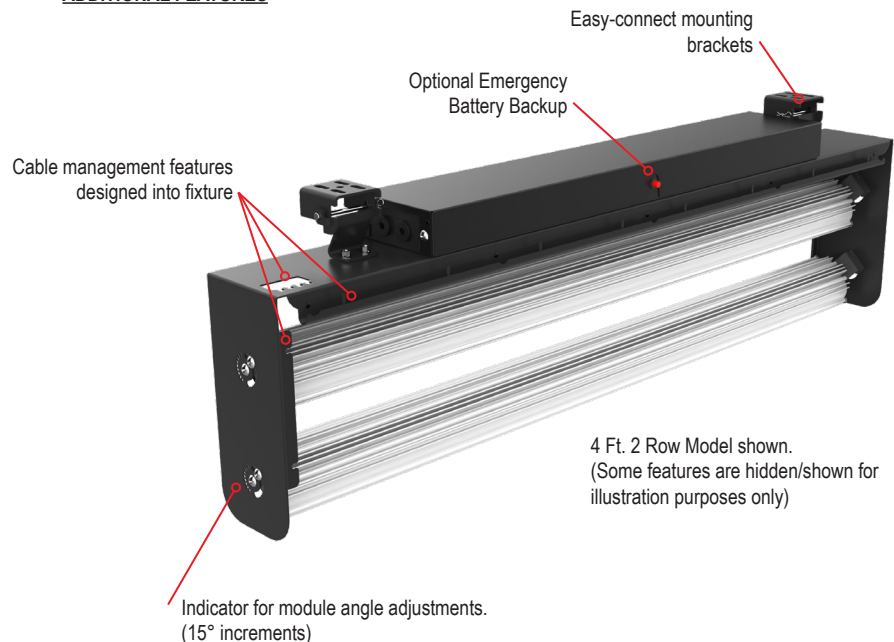
ELECTRICAL

120-277VAC
Power cords: 16/3 SOOW, .38" Dia, 600V
0-10V or DALI Dimming available

FEATURES

Sleek
Hanging Mount
(Min. Clearance of 2" Required)
Adjustable module angle (120°)

ADDITIONAL FEATURES



4 Ft. 2 Row Model shown.
(Some features are hidden/shown for illustration purposes only)



1-800-854-0021 www.ldpi-inc.com
LDPI® is a registered trademark of LDPI, Inc. © LDPI, Inc.

Product design and specifications subject to change without notice.
Visit www.ldpi-inc.com for the most current version and photometric data. v.01.10.24

LE155H

ORDINARY LOCATION - HANGING MOUNT

Industrial • Booth Lighting • Task Lighting • Commercial & Institutional Facilities



ELECTRICAL PERFORMANCE

Row	Source	2 Ft. Fixture		4 Ft. Fixture		6 Ft. Fixture		8 Ft. Fixture	
		Watts (W)	Input Current 120-277VAC (A)	Watts (W)	Input Current 120-277VAC (A)	Watts (W)	Input Current 120-277VAC (A)	Watts (W)	Input Current 120-277VAC (A)
1 Row	S	28	.23 - .10	55	.48 - .22	84	.70 - .30	110	.94 - .42
	H	35	.29 - .13	70	.60 - .27	107	.89 - .39	140	1.19 - .53
2 Row	S	55	.46 - .20	110	.94 - .42	164	1.37 - .59	220	1.85 - .81
	H	70	.58 - .25	140	1.19 - .53	209	1.74 - .75	280	2.35 - 1.03
3 Row	S	83	.69 - .30	165	1.40 - .62	244	2.04 - .88		
	H	105	.88 - .38	210	1.77 - .78	311	2.59 - 1.12		
4 Row	S	110	.92 - .40	220	1.85 - .81	325	2.70 - 1.17		
	H	140	1.17 - .51	280	2.35 - 1.03	413	3.44 - 1.49		

LUMEN PERFORMANCE

			2 Ft. Fixture		4 Ft. Fixture		6 Ft. Fixture		8 Ft. Fixture	
Row	Source	CCT	Lumens (Lm) (Nominal values)							
			Clear	Diffused	Clear	Diffused	Clear	Diffused	Clear	Diffused
1 Row	S	3,000K	3246	2920	6500	5840	9650	8750	12990	11310
		4,000K	3490	3140	6990	6280	10380	9410	13970	12160
		5,000K								
	H	3,000K	4050	3640	8090	7270	12130	11000	16180	14550
		4,000K	4350	3910	8700	7820	13040	11830	17400	15640
		5,000K								
2 Row	S	3,000K	6500	5840	12990	11680	19310	17520	25980	23350
		4,000K	6990	6280	13970	12560	20760	18840	27940	25110
		5,000K								
	H	3,000K	8090	7270	16180	14550	20040	21820	32360	29090
		4,000K	8700	7820	17400	15640	25850	23460	34800	31280
		5,000K								
3 Row	S	3,000K	9750	8760	19490	17510	28950	26270		
		4,000K	10480	9420	20960	18830	31130	28250		
		5,000K								
	H	3,000K	12140	10910	24270	21820	36070	32730		
		4,000K	13050	11730	26100	23460	38780	35190		
		5,000K								
4 Row	S	3,000K	12990	11670	25980	23350	38600	35030		
		4,000K	13970	12550	27940	25110	41510	37670		
		5,000K								
	H	3,000K	16180	14550	32360	29090	48090	43640		
		4,000K	17400	15640	34800	31280	51710	46920		
		5,000K								

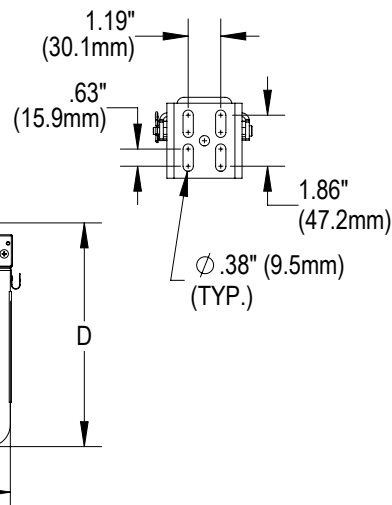
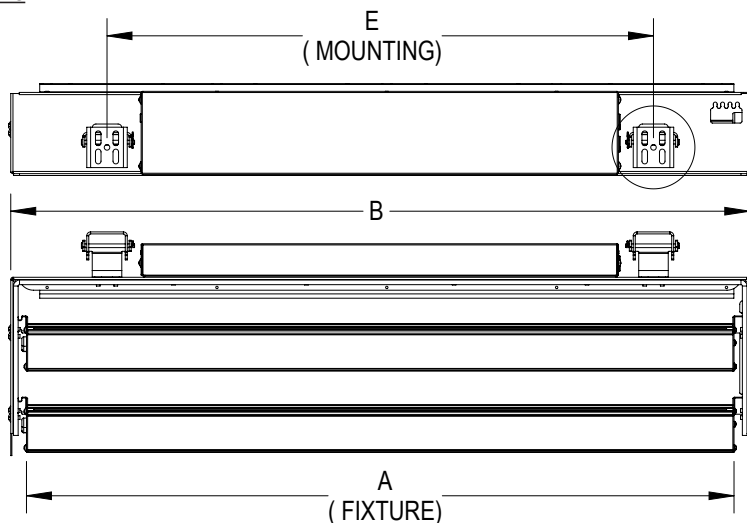


LE155H

ORDINARY LOCATION - HANGING MOUNT

Industrial • Booth Lighting • Task Lighting • Commercial & Institutional Facilities

DIMENSIONS



Fixture A	# of rows	Dimensions (Nominal) in. (mm)				Weight (lbs.)
		B	C	D	E	
2 Ft.	1	28.0 (711)	5.6 (142)	9.7 (246)	23.5 (597)	13.0
	2			15.2 (386)		17.5
	3			20.7 (526)		27.0
	4			26.2 (665)		42.0
4 Ft.	1	50.1 (1272)		9.7 (246)	37.0 (939.8)	25.5
	2			15.2 (386)		35.0
	3			20.7 (526)		54.5
	4			26.2 (665)		83.5
6 Ft.	1	72.13 (1832)		9.7 (246)	56 (1422)	38.0
	2			15.2 (386)		52.5
	3			20.7 (526)		81.5
	4			26.2 (665)		125.0
8 Ft.	1	100.63 (2556)		9.7 (246)	87.5 (2223)	51.5
	2			15.2 (386)		100.0

Power / Cabling Instructions

Through-Feed cables are required to link fixtures. Each series of fixtures will require a power source (cord). Number of fixtures that can be linked is based on the fixture configuration and length of cables. All cables ordered separately. Consult sales for more information.

Through-Feed Cables 3-Pole (Non-DALI)		Through-Feed Cables 5-Pole (DALI)	
Part #	Length	Part #	Length
17034-10	10 Ft.	15975	10 Ft.
17034-15	15 Ft.	16281	15 Ft.
17034-25	25 Ft.	15976	25 Ft.
17034-50	50 Ft.	15977	50 Ft.
17036	H Connector	15978	100 Ft.
17305	T Connector	16099	H Connector
		16217	T Connector

0-10V Dimming Cables	
Part #	Length
16350	9.8 Ft. (3 M)
16349	16.4 Ft. (5 M)
14772	32.8 Ft. (10 M)
16348	49.2 Ft. (15 M)

POWER / CABLING (NO CORD "BLANK")

No Dimming / No Through-Feed	D1 (0-10V Dimming) / No Through-Feed	No Dimming / Through-Feed
1/2" MC Set screw connector No Cord / Field Wiring Required	Field Wiring Required. Dimming cables ordered separately	Power and Through-Feed cords ordered separately. Requires H-Connector (#17036) for each connection



LE155H

ORDINARY LOCATION - HANGING MOUNT




Industrial • Booth Lighting • Task Lighting • Commercial & Institutional Facilities






POWER / CABLING (CPO CORD OPTION)

No Dimming / No Through-Feed	D1 (0-10V Dimming) / No Through-Feed
	
5.5 Ft. Cord (16/3 SOOW), Blunt end	5.5 Ft. Cord (16/3 SOOW), Blunt end M12 Connectors. Dimming cables ordered separately


POWER / CABLING (CP1 TO CP3 CORD / PLUG OPTIONS)

No Dimming / No Through-Feed / CP1-CP3 Cord	D1 (0-10V Dimming) / Through-Feed / CP1-CP3 Cord	No Dimming / Through-Feed / CP1-CP3 Cord
		
6 Ft. Cord (16/3 SOOW) with CP1 to CP3 Plug	6 Ft. Cord (16/3 SOOW) with CP1 to CP3 Plug "H" Connector #17036 Required for each fixture Through-Feed and Dimming cables ordered separately	6 Ft. Cord (16/3 SOOW) with CP1 to CP3 Plug "H" Connector #17036 Required for each fixture Through-Feed cables ordered separately

Power Cables - For all fixtures including through feed. Required to power the first fixture in the series when through feed is used.

Cord: CP1	Cord: CP2	Cord: CP3
		
6 Ft. Cord w/ NEMA L5-15P (125V) Plug Mfg: 17055	6 Ft. Cord w/ NEMA L7-15P (277V) Plug Mfg: 17103	6 Ft. Cord w/ NEMA 5-15P (125V) Plug Mfg: 17104

POWER / CABLING (DALI DIMMING)

D2 (DALI Dimming)

DALI cabling contains power and dimming in a single cable. Cables ordered separately.